

Thorsman Service Posts, type POS Aluminium



POS-F10



POS-F20



POS-D



POS-2D



POS-200



POS-201



POS-F4

Basic data

Description

Pre-assembled Service posts made of aluminium. Can be supplied assembled (without service content) or pre-wired with optional outlets and connections from the CYB range, together with connection cables and plugs. Height, equipment and colour as of below specifications.

Service content

The service posts are equipped with Thorsman Outlets and Connections type CYB. Can be supplied pre-wired to the customer's specification.

Lengths

Standard height: see below. Optional heights up to 1200 mm.

Installation

For installation on raised access floors, in-cavity floors made of concrete, or on Thorsman's UFB-IG Screeded floor box for concrete floors.

Cable separation

Satisfies interference requirements at minimum 25 mm between electrical and data cables.

Materials and colours

Natural anodized or powder coated aluminium. Can be painted in any chosen NCS or RAL colour. (see page 6).






Delivery packaging

Delivered in a strong corrugated board carton together with detailed mounting instructions.

Degree of protection





IP41.

Service Posts

	Type	Colour/Finish	Material	 Dimensions A/B/C in mm	Art. No.
L66270 	POS-F10	Anodized Optional ¹⁾	Aluminium	671/100/154	5868 320 5868 290
L66260 	POS-F20	Anodized Optional ¹⁾	Aluminium	672/164/154	5868 420 5868 390
L66240 	POS-D	Anodized Optional ¹⁾	Aluminium	656/96/170	5868 204 5868 203
L66250 	POS-2D	Anodized Optional ¹⁾	Aluminium	656/96/282	5868 211 5868 210




¹⁾ Colour choice see page 6.

Service Posts (cont.)



	Type	Colour/Finish	Material	Dimensions A/B/C in mm	Art. No.
L46590 	POS-200	Anodized Optional ¹⁾	Aluminium	673/140/275	5868 100
					5868 103
L58690 	POS-201	Anodized Optional ¹⁾	Aluminium	673/168/165	5868 122 5868 120
L63740 	POS-F4	Anodized Optional ¹⁾	Aluminium	optional	special* special*

* available only pre-assembled or pre-wired on special order

Base profile


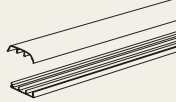
	Type	Colour/Finish	Material	Dimensions A/B/C in mm	Art. No.
L61660 	POL-PB10	Anodized Optional ¹⁾	Aluminium	3005/61/120	5860 110
					5860 112
	Optional length POL-PB10	Anodized Optional ¹⁾	Aluminium	up to 6100/61/120 up to 5000/61/120	5860 020 5860 022
L62320 	POL-PB20	Anodized Optional ¹⁾	Aluminium	3005/120/117	5860 120
					5860 122
	Optional length POL-PB20	Anodized Optional ¹⁾	Aluminium	up to 6100/120/117 up to 5000/120/117	5860 030 5860 032

Front cover



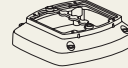


	Type	Colour/Finish	Material	Dimensions A/B/C in mm	Art. No.
L30840 	FCA-F80	Anodized Optional ¹⁾ White, NCS White, RAL9010 Grey	Aluminium	80/-/2500	5580 080
					5580 089
			PVC	5580 060	
				5580 069	
				5580 064	
	Optional length FCA-F80	Anodized Optional ¹⁾ White, NCS White, RAL9010 Grey	Aluminium	80/-/up to 5000	5597 080 5597 089 5597 090 5597 091 5597 094

¹⁾ Colour choice see page 6.



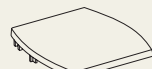


Feeder profile

		Type	Colour/Finish	Material	Dimensions A/B/C in mm	Art. No.
		Together with floor fixing POS-FN10 and POS-FN20.				
L62310		FED-F1	Anodized	Aluminium	18/91/2500	5435 210




Floor fixing

		Type	Colour/Finish	Material	Dimensions A/B/C in mm	Art. No.
		For profile POL-PB10 and POL-PB20.				
L62280		POS-FT10	White Grey	Aluminium	45/154/100	5870 240 5870 241
L62290		POS-FT20	White Grey	Aluminium	45/164/154	5870 245 5870 246
		Together with feeder FED-F1. For profile POL-PB10 and POL-PB20.				
L62260		POS-FN10	White Grey	Aluminium	45/154/100	5870 250 5870 251
L62270		POS-FN20	White Grey	Aluminium	45/164/154	5870 255 5870 256



Stop end

		Type	Colour/Finish	Material	Dimensions A/B/C in mm	Art. No.
		For profile POL-PB10 and POL-PB20.				
L62250		POS-ES10	White Grey	Aluminium	17/61/120	5870 400 5870 401
L66240		POS-ES20	White Grey	Aluminium	17/120/117	5870 405 5870 406
		For POS-F4.				
L64110		TTP-ES	Orange Ice-blue Dark-blue Grey-metallic	PC/ABS	10/59/206	5871 040 5871 041 5871 042 5871 043
L64100		TTP-ES	Orange Ice-blue Dark-blue Grey-metallic	PC/ABS	23/diam 65	5871 050 5871 051 5871 052 5871 053



Terminal block, holder and cover

	Type	Colour/Finish	Material	Dimensions A/B/C in mm	Art. No.
	Terminal block max 3x6 mm ² .				
 L61640	TTP-HT1	Red	PC/ABS, PA	105/33/77	5871 500
 L24550					




Strain relief

	Type	Colour/Finish	Material	Dimensions A/B/C in mm	Art. No.
	Strain relief.				
 L47100	TTP-SR1	Grey/red	PP	421971	5845 160



Mounting profile

	Type	Colour/Finish	Material	Dimensions A/B/C in mm	Art. No.
	For strain relief TTP-SR1 or terminal block.				
 L59900	TTP-MP42 TTP-MP120	Untreated	Aluminium	12/42/96 12/120/96	5871 120 5871 125



DIN enclosures

	Type	Colour/Finish	Material	Dimensions A/B/C in mm	Art. No.
	1-4 DIN modules.				
 L61530	CYB-PN	White RAL 9010 White NCS Alu metallic	PC/ABS	84/86/168	5960 250 5960 251 5960 253
	1-4 DIN modules, keylock.				
 L61540	CYB-PN	White RAL 9010 White NCS Alu metallic	PC/ABS	84/86/168	5960 255 5960 256 5960 258



Earth terminal

	Type	Colour/Finish	Material	Dimensions A/B/C in mm	Art. No.
	Earth terminal for CYB-PN DIN modules.				
 L62080	CYB-ET2		Brass	13/5/6	5975 900



Front screen

	Type	Colour/Finish	Material	Dimensions A/B/C in mm	Art. No.
	With hinges, two flex holders and earthing device.				
	TTP-FS	Anodized White NCS	Aluminium	626/92/105	5871 020 5871 021

Front mantle

	Type	Colour/Finish	Material	Dimensions A/B/C in mm	Art. No.
	With hinges, two flex holders and earthing device.				
	TTP-SD	Anodized White NCS	Aluminium	670/80/100	5871 010 5871 011

Flex holder

	Type	Colour/Finish	Material	Dimensions A/B/C in mm	Art. No.
	For front screen and front mantle.				
	TTP-CH	Black	PA	55/30/11	5871 100

