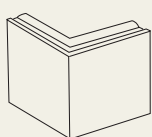
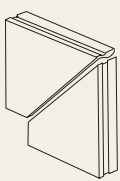

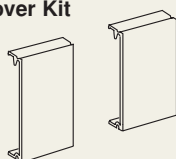
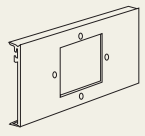


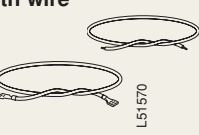
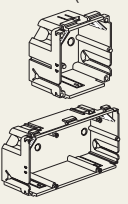
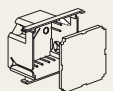


Thorsman Cable Trunking, Other Accessories

Front Covers			
	Type	Art. No.	Material/ Finish
External corner 	FCA-FYH40	5580 320	AN
		5580 322	PC
		5580 324	PV
		5580 323	PR
		5580 326	PG
		5580 316	PC,SO
	TTS-FYH40 FCA-FYH80	5580 350	AN
		5580 359	PC
		5580 360	PV
		5580 361	PR
		5580 364	PG
		5580 346	PC,SO
Bend 90° 	FCA-FLS40	5580 620	AN
		5580 629	PC
		5580 630	PV
		5580 631	PR
		5580 634	PG
		5580 616	PC,SO
	TTS-FLS40 FCA-FLS80	5580 650	AN
		5580 659	PC
		5580 660	PV
		5580 661	PR
		5580 664	PG
		5580 646	PC,SO
T-piece/ 90° bend 	FCA-TL40	5580 700	AN
		5580 701	PC
	FCA-TL80	5580 690	AN
		5580 691	PC
		5580 712	PV
		5580 713	PR
	TTS-FTS80	5580 501	PC, SO

Outlet Front Covers					
	Type	Art. No.	Material/ Finish		
Outlet Front Cover Kit 	FUT 80 50x2	5581 000	AN		
		5581 009	PV		
		5581 002	PV		
		5581 005	PR		
		5581 004	PG		
		5595 106	PC,SO		
	TTS-FT50	FUT 80 1H50x2	5581 280	AN	
			5581 282	PV	
			FUT 80 1K50x2	5581 290	AN
				5581 299	PC
				5581 295	PV
				5581 292	PR
5581 294	PG				
5595 116	PC, SO				
Outlet Front Cover 	FUT 80	5581 790	AN		
		TDL	5581 799	PC	
	5581 792		PV		
	5581 795		PR		
	5581 794		PG		

Earthing			
	Type	Art. No.	Material/ Finish
Front cover 	TTS-JB80 TTS-JB40	5590 509	SO
		5590 508	SO
Earthing clamp 	TTI-JB	5590 500	SO
		Earth wire 	TTI-JKF300
TTI-JKF600	5590 511		SO
TTI-JK300	5590 505		SO
TTI-JK600	5590 510		SO
TTI-JM300	5590 507		SO

Mounting box, Power and Accessories					
	Type	Art. No.	Material/ Finish		
Mounting box, MIB Suits standard outlets and equipment (from other suppliers) with fixing centres c/c 60 mm (MIB-A1) or c/c 71 mm (MIB-A2). 	MIB-A1	5586 150	POV		
		MIB-A2	5586 155	POV	
	Junction box With cover. Used in combination with MIB-A1 or MIB-A2. Installed under trunking front cover. 		MIB-J	5586 160	POV

AL= Aluminium, untreated
 AN= Aluminium, natural anodized
 AF= Aluminium, foiled (page 7)
 PC= Powder coated (page 6)










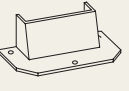
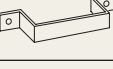

PV= PVC white (RAL 9016)
 PR= PVC white (RAL 9010)
 PG= PVC grey
 PB= PVC brown

PCLG= Powder coated, light grey metallic
 POV= Plastic other, white
 POR= Plastic other, white RAL 9010
 POW= Plastic other, white RAL 9016

POG= Plastic other, grey
 POBL= Plastic other, black
 POBR= Plastic other, brown
 POT= Plastic other, transparent
 PO= Plastic other, colour undefined

GS= Galvanized Steel
 SO= Steel, other
 ← = Left hand → = Right hand
 ↑ = Up, riser ↓ = Down, dropper

Thorsman Cable Trunking, Other Accessories (cont.)

Mounting		Type	Art. No.	Material/ Finish	
L33370		Cup washer For covering screw heads.	TTI-KB	5590 520	POBL
L33380		Grommet To cover sharp edges. Use plunge tool 18.6 mm.	INKA-GF19	5902 100	POT
L33390		Edging To cover sharp edges.	INKA-KD82	5902 120	POT
L33400		Rubber strip Below INKA-140-2 when mounted at floor level.	INKA-GL1	5590 540	POBL
L12600		Locking plate To fix equipment to the trunking.	TTI-GM	5586 600	POG
L32140		Sound insulation strip In passages through walls. Use TTI-T3045 if conduits are used. Sets of four.	TTI-T3045	5590 410	POBL
			TTI-T5070	5590 414	POBL
L30880		Internal tolerance brace/cable holder To maintain correct front cover retention.	TTS-B80	5580 905	POBL
			FCA-B80	5580 900	SO
			FCA-B40	5580 910	SO
L13160		Supporting piece Used inside TEK-161-3 trunking.	TEK-K161	5590 341	POV
L12620		Bracket for stop end Support for ABS stop end.	TTI-FE	5590 190	SO
L12540		Collar To be fitted where trunking penetrates floors and ceilings.	TTI-K100	5590 570	PC
L12550		Clamp For extra secure locking of 100 mm wide trunking to backing.	TTI-B1	5590 800	PC
L12210		Front mantle For covering of outlets and for reduction of electrical fields. With hinge function.	TTI-SD1	5591 850	AN
				5591 852	PC






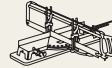
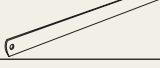



AL= Aluminium, untreated
AN= Aluminium, natural anodized
AF= Aluminium, foiled (page 7)
PC= Powder coated (page 6)

PV= PVC white (RAL 9016)
PR= PVC white (RAL 9010)
PG= PVC grey
PB= PVC brown







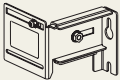
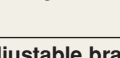
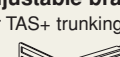



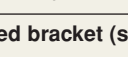














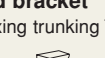
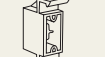

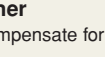


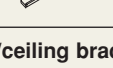



PCLG= Powder coated, light grey metallic
POV= Plastic other, white
POR= Plastic other, white RAL 9010
POG= Plastic other, grey

POBL= Plastic other, black
POBR= Plastic other, brown
POT= Plastic other, transparent
PO= Plastic other, colour undefined

GS= Galvanized Steel
SO= Steel, other
← = Left hand → = Right hand
↑ = Up, riser ↓ = Down, dropper

Basic Kits, Power, CEE standard		Type	Art. No.	Material/ Finish
To be used with Thorsman MIB-A1 box.				
Grey/blue. For cable 3x1.5 mm². Type CEE 216-6 CEE outlet 250V/16A, 1-phase.				
L28190		CYB-C220	5960 110	POG
Grey/red. For cable 5x2.5 mm². Type CEE 416-6 CEE outlet 440V/16A, 3-phase.				
L28200		CYB-C380	5960 100	POG
Frame for CEE-outlets To be used with MIB-A 1 box. Suits any CEE outlets with c/c 60 mm fixing centres.				
L62210		MIB-FA1	5586 211	POV
			5586 212	POR
			5586 210	POG
			5586 214	PO*
		*Alu metallic		
Tools		Type	Art. No.	Material/ Finish
Radial arm saw For cutting aluminium and PVC profiles up to 305 mm. Maximum cutting height x depth = 102x305 mm. DeWalt DW708.				
PB182		ISV-SG Saw	5900 050	SO
		ISV-SG Blade	5900 051	SO
Electrical cutting saw For cutting steel profiles. Maximum cutting height x depth = 75x130 mm. DeWalt DW872.				
PB1181		ISV-KS Saw	5900 055	SO
		ISV-KS Blade	5900 056	SO
Mitre box For cutting aluminium and PVC profiles. Maximum cutting height x depth = 120 x 170 mm.				
L10770		ISV-G400	5900 000	SO
Saw blade For saw ISV-G400.				
L10720		ISV-GS550	5900 001	SO
Plunge tool To make a 18,6 mm hole for grommet INKA-GF19.				
L50620		ISV-HS	5900 020	SO
Jig template For the mounting of cable trunking. Prevents scratching when drilling machine is used.				
L12560		INKA-JT	5900 130	SO
		TTS-JT	5900 125	SO
Front cover opener				
L32330		ISV-FO	5900 900	PO

Thorsman Cable Trunking, Mounting Accessories

Brackets				
With rib holder and clamp.				
	Type	Adjustable/ depth, mm	Art. No.	Material/ Finish
Adjustable bracket (snap fitted)				
L12360		TTA-KVS60A	30-45 or 45-60	5583 608 GS
	L63860		TTA-TN50	50-70
		TTA-TN70	70-110	5583 572 GS
		TTA-TN110	110-170	5583 574 GS
		TTA-TN160	160-260	5583 576 GS
		TTA-TN250	250-400	5583 578 GS
Adjustable bracket (screw fixed)				
For TAS+ trunking up to 130 mm in height				
L59730		TTA-BT50L	50-70	5583 510 GS
		TTA-BT70L	70-110	5583 512 GS
		TTA-BT110L	110-170	5583 514 GS
		TTA-BT160L	160-260	5583 516 GS
		TTA-BT250L	250-400	5583 518 GS
Adjustable bracket (screw fixed)				
For TAS+ trunking higher than 130 mm				
L59720		TTA-BT50H	50-70	5583 530 GS
		TTA-BT70H	70-110	5583 532 GS
		TTA-BT110H	110-170	5583 534 GS
		TTA-BT160H	160-260	5583 536 GS
		TTA-BT250H	250-400	5583 538 GS
Fixed bracket (snap-fitted)				
L30900		TTA-KV35	35	5583 034 AL
		TTA-KV56	56	5583 036 AL
		TTA-KV79	79	5583 038 AL
		TTA-KV101	101	5583 040 AL
		TTA-KV123	123	5583 042 AL
		TTA-KV146	146	5583 044 AL
		TTA-KV15	15	5583 010 AL
Fixed bracket (snap-fitted. Not for TTA-G3 ribs)				
L27020		TTA-KV35	35	5583 014 AL
		TTA-KV35-1	35	5583 016 AL
		TTA-KV56-2	56	5583 018 AL
		TTA-KV79-3	79	5583 020 AL
		TTA-KV101-4	101	5583 022 AL
		TTA-KV123-5	123	5583 024 AL
		TTA-KV146-6	146	5583 026 AL
		TTA-KV15	15	5583 010 AL
Fixed bracket				
For fixing trunking TEK-UH100 onto walls.				
L10400		TEK-D20	20	5591 810 POG
Washer				
To compensate for unevenness in the wall. Used with fixed snap-fitted brackets.				
L33090		TTA-KM1	1	5583 405 POG
		TTA-KM3	3	5583 408 POG
		TTA-KM5	5	5583 410 POG
Floor/ceiling bracket				
L35000		TTA-KT223		5583 310 SO
		TTA-KT323		5583 312 SO


AL= Aluminium, untreated
AN= Aluminium, natural anodized
AF= Aluminium, foiled (page 7)
PC= Powder coated (page 6)

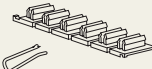
PV= PVC white (RAL 9016)
PR= PVC white (RAL 9010)
PG= PVC grey
PB= PVC brown




PCLG= Powder coated, light grey metallic
POBR= Plastic other, white
POR= Plastic other, white RAL 9010
POG= Plastic other, grey



POBL= Plastic other, black
POBR= Plastic other, brown
POT= Plastic other, transparent
PO= Plastic other, colour undefined




GS= Galvanized Steel
SO= Steel, other
← = Left hand → = Right hand
↑ = Up, riser ↓ = Down, dropper


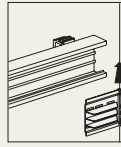
Other Accessories			
	Type	Art. No.	Material/ Finish
Mounting washer			
Used when mounting the trunking directly on the wall.			
L59340		TTI-MB	5590 180 POBL

Rib holders			
To secure the ventilation ribs.			
	Type	Art. No.	Material/ Finish
For all brackets with TTA-G3, G10 and G10V ribs.			
L59890		TTA-GH1	5590 456 POG


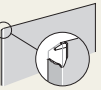
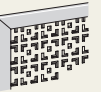


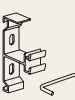



Ventilation Accessories				
	Type	Art. No.	Material/ Finish	
Ventilation rib				
L32200		TTA-G3	5590 480 AN 5590 484 AL 5590 483 PC	
	L32190		TTA-G10	5590 430 AN 5590 435 AL 5590 439 PC
			TTA-G10V	5590 434 AN 5590 436 AL 5590 438 PC

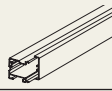
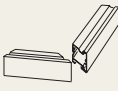
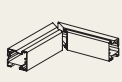





Jointing piece, ventilation ribs			
For jointing ventilation ribs.			
	Type	Art. No.	Material/ Finish
L32220		TTA-GS3	5590 486 AL
		TTA-GS10	5590 440 AL

Bend 90° (GSV 10), T-piece (GST 10)			
For ventilation rib TTA-G10 and G10V.			
	Type	Art. No.	Material/ Finish
L32170		TTA-GSV10	5590 420 POV
		TTA-GST10	5590 421 POV
L32180		TTA-GSV10	5590 420 POV

Covering plate			
Covering plate for internal and external corners TTI-IH/YH123. Suitable for installation trunking size 123x72, type INKA, TKA, NPT and TEK.			
	Type	Art. No.	Material/ Finish
L68060		TTI-BP	5586 025 POV
		TTI-IH/YH123	5586 025 POV

Thorsman Cable Trunking, Mounting Accessories (cont.)

Convector Screens and Accessories				
Type	Dimension/ mm	Art. No.	Material/ Finish	
Convector screen				
L33340 	COS-SWS¹⁾ (600x1200)	5587 210		
	COS-SWS¹⁾ (800x1200)	5587 215		
L33360 	COS-SAS²⁾ (600x1200)	5587 240	AN	
	COS-SAS²⁾ (800x1200)	5587 243	PC	
	COS-SAS²⁾ (600x1200)	5587 245	AN	
	COS-SAS²⁾ (800x1200)	5587 248	PC	
L33350 	COS-SSS³⁾ (600x1200)	5587 262	PC	
	COS-SSS³⁾ (800x1200)	5587 267	PC	
	COS-SFS⁴⁾ (600x1200)	5587 280	AN*	
	COS-SFS⁴⁾ (800x1200)	5587 283	PC**	
	COS-SFS⁴⁾ (800x1200)	5587 285	AN*	
	COS-SFS⁴⁾ (800x1200)	5587 288	PC**	
Bracket kit, Convector screen				
For mounting of convector screens. Complete mounting kit to include two convector screen brackets and two support braces. Brackets COS-BK1 – COS-BK4 snap-fit onto back of 72 mm deep trunking. Brackets COS-BK7 – COS-BK8 to be snap-fitted on wall brackets or screw-fixed onto wall surface or on adjustable wall brackets.				
For screen COS-SWS				
COS-BK1 For INKA-123/72, INKA-161-2/72, INKA-161-3/72 and TEK-123/72, TEK-161-3/72:				
L36680 	COS-BK1	5587 030	AL	
COS-BK2 For INKA-217-2/72:				
L36690 	COS-BK2	5587 035	AL	
For all trunking:				
L55080 	COS-BK7 (for 52 mm deep trunking)	5587 070	AL	
	COS-BK7 (for 72 mm deep trunking)	5587 071	AL	
	COS-BK7 (for 90 mm deep trunking)	5587 072	AL	
	COS-BK7 (for 130 mm deep trunking)	5587 073	AL	
For screen COS-SAS, COS-SSS and COS-SFS				
COS-BK3 For INKA-123/72, INKA-161-2/72, INKA-161-3/72 and TEK-123/72, TEK-161-3/72:				
L36710 	COS-BK3	5587 050	AL	
COS-BK4 For INKA-217-2/72:				
L36700 	COS-BK4	5587 055	AL	
For all trunking:				
L55090 	COS-BK8 (for 52 mm deep trunking)	5587 075	AL	
	COS-BK8 (for 72 mm deep trunking)	5587 076	AL	
	COS-BK8 (for 90 mm deep trunking)	5587 077	AL	
	COS-BK8 (for 130 mm deep trunking)	5587 078	AL	

Electronics Channel and Accessories				
Type	Art. No.	Material/ Finish		
Electronics channel				
L32270 	TTI-E50	5585 010	AN	
External corner				
L32280 	TTI-YHE50	5585 012	AN	
Internal corner				
L32290 	TTI-IHE50	5585 014	AN	
Stop end				
L12580 	TTI-EES50	5585 090	AN	
Brackets (for 72 mm deep trunking).				
The cable trunking must be mounted in mounting bracket TTA-KV35 or larger.				
L32310 	TTA-KE123	5585 112	AL	
	TTA-KE161	5585 114	AL	
For mounting electronics channels to the trunking bottom with screw.				
L33120 	TTA-KES	5585 118	AL	
For mounting electronics channels direct on wall.				
L33320 	TTA-KE	5585 116	AL	
Collar				
L12570 	INKA-R2 123E	5590 750	POV	
		5590 753	POR	
	INKA-R2 217-2	5590 770	POV	
		5590 773	POR	

AL= Aluminium, untreated
 AN= Aluminium, natural anodized
 AF= Aluminium, foiled (page 7)
 PC= Powder coated (page 6)

PV= PVC white (RAL 9016)
 PR= PVC white (RAL 9010)
 PG= PVC grey
 PB= PVC brown

PCLG= Powder coated, light grey metallic
 POV= Plastic other, white
 POR= Plastic other, white RAL 9010
 POG= Plastic other, grey

POBL= Plastic other, black
 POBR= Plastic other, brown
 POT= Plastic other, transparent
 PO= Plastic other, colour undefined

GS= Galvanized Steel
 SO= Steel, other
 ← = Left hand → = Right hand
 ↑ = Up, riser ↓ = Down, dropper

¹⁾ = Laminated wood, white
²⁾ = Aluminium, sheet
³⁾ = Steel, sheet
⁴⁾ = Frame Aluminium.
 Board: Masonite

* Frame in anodized aluminium, board in masonite (brown)
 ** Frame (aluminium) and board (masonite) powder coated